

Ingredients for teaching

Adults

Every class needs the following in order to discover God's Word:

1. _____ who is learning to

*

*

2. At least _____ other adults who are willing to be part of the class. (Someone who will focus on:)

*

*

*

3. A systematic _____

4. An accessible _____ and age appropriate

5. A mindset: _____

Lead adults to DISCOVER God's Word

Responsible for leading the class to develop an environment in which people have the opportunity to accept Christ and mature as Christians. This is accomplished as the teacher:

- (1) prepares his or her life as the primary spiritual and ministry leader of the class;
- (2) enlists individuals to lead the class in outreach and hospitality/ministry; lead the class to function as an open group;
- (3) leads the class to encounter God's Word during the Bible study session;
- (4) leads the class to continue personal Bible study and apply Bible truth throughout the week;
- (5) leads the class to multiply by working with church leaders to start new classes and by sending members out to serve.
- (6) Build relationship with and look for opportunities to minister to up-to five members of the class.

Lead class to INVITE adults

Works with the teacher and class members to develop and implement a strategy to discover and invite prospective members. The strategy should include

- (1) Help class members discover prospects.
- (2) Prepare contact and visitation assignments for members to use in visiting and contacting prospects.
- (3) Lead members to follow up so visitors and other prospects are given opportunity to join and connect with ministry opportunities of the class.
- (4) Identify training opportunities so members can focus on sharing their faith
- (5) Lead class members to pray for unchurched persons and engage in opportunities to invite them to be part of the class.
- (6) Build relationship with and look for opportunities to minister to up-to five members of the class.

Lead class to CONNECT adults to Christ and to ministry

Lead the class to help members and prospects connect with fellowship, Bible study and ministry opportunities of the class and church. This can be accomplished as this leader

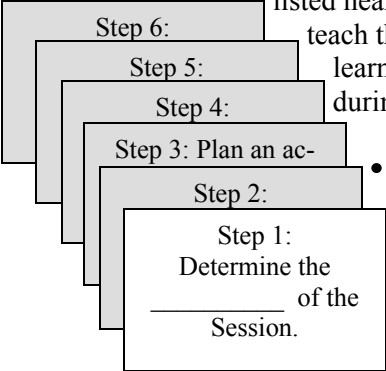
- (1) Leads the class to plan and conduct regular opportunities for fellowship, as part of the Bible study session and during other experiences.
- (2) Identifies and implement actions to help members feel part of the class, connect with ministry opportunities, and grow in their connection with the ministry of and mission expressions through the church.
- (3) Organizes the class to minister to each other; this can be done by assigning up to five members (and associate members) to class members—including to this leader - for ministry, prayer, and regular contact.
- (4) Lead the class to focus on **A**bsentee contacts, **C**risis contacts, and **E**ncouragement and Evangelistic contacts.

PREPARE TO TEACH ADULTS

Step 1: Determine the _____ of the session.

How can you determine the direction of the session? Possibilities include:

- Overview the Bible background and focal passages to be studied. These are the verses from which the Bible study content is developed. As you read the verses for the first time, identify the main thrust of the passage: what is happening? what is being taught? and what is emphasized in these verses?
- Overview the unit title, purpose, and how this session relates to other sessions in the study or unit. Each session usually relates to a series of sessions, and each unit deals with one general topic or concern. The unit approach provides a systematic approach to Bible study and helps maintain a sequence and order in studying portions of the broader unit content.
- Read the session title. In a quick and simple way this identifies the direction of the session and the way the Bible passage will be emphasized.
- Identify the central Bible Truth. No doubt there are many Bible truths that could be emphasized and highlighted in any given Bible passage. The central Bible Truth is the one truth or area that has been chosen for a given lesson. Consider writing the Bible Truth in your own words.
- Identify the teaching aim suggested for the session. Look in the leader guide. Ordinarily a teaching aim is listed near the beginning of the session material. This statement gives direction in how to teach the session and what learning outcome or objective is being sought from learners. Rewrite this statement in terms of what the members or learners will do during and as a result of the session.
- What needs are present in the lives of the students that will be addressed by having this lesson become part of their lives?



Step 2: Study the _____ in detail.

There are generally two parts of the Bible passage that are the focus of each session. First consider the Bible background passage. This is the longer passage that gives background and context to the passage that is the focus of the session. The teacher and class members alike need to be familiar with the background passage in order to keep the focal passage in context and in proper perspective.

Second consider the focal passage, which usually is 10-15 verses. The focal passage is the heart of the study material for a Bible study session. Explanation and commentary notes in teacher and member resources are based primarily on the focal verses. Begin early in preparing for each week's session. Consider the following ideas to be used throughout the week for studying the Bible passage:

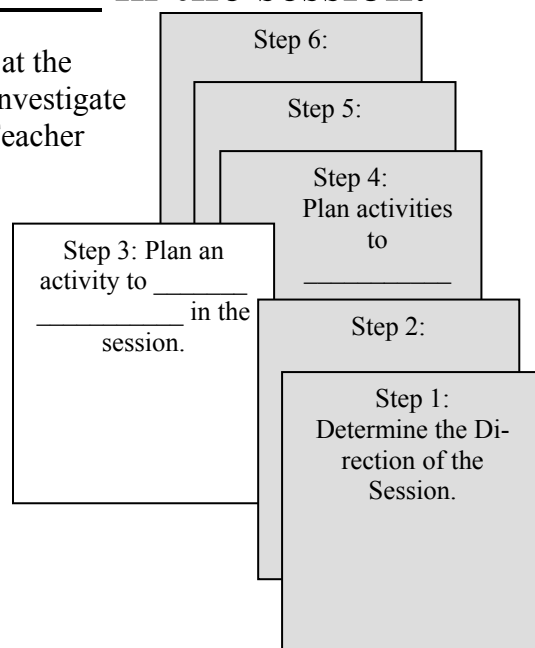
- Read the passage in several translations.
- Pray throughout your own study that the Holy Spirit would help you grasp and internalize the truths that need to be learned, applied, and shared with others.
- Read several commentaries, including leader and learner guides.
- Highlight or underline comments in leader guide and other commentaries.
- Take notes on facts and other ideas to be learned and emphasized.
- Identify questions to be answered about the background or focal verses by teacher or members.
- Discuss the Bible passage with other persons, and identify ideas and facts they relate to them from the passage.
- Identify how truths from the passage relate to persons in the group, particularly those who will attend the class.
- Look for ways to relate the truth from the Scripture to life. This can be done by noticing current issues related to life, news stories, life situations, and so forth.

Step 3: Plan an activity to _____ in the session.

Select one or more appropriate things you will lead learners to do at the beginning of the session that will help them consider the need to investigate the truth of the Scripture for the session. In many instances, the Teacher resource provides at least one suggestions for this.

Think of how the suggested idea could be used in your class session. Also, think about how you could adapt or change the suggested idea to be more suitable for your group. In addition, think about ideas you have that could be used to create interest.

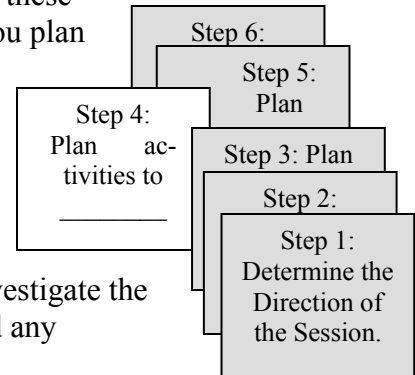
Record on a teaching plan sheet what you will do plus what you want class members to do during this portion of the session. Also identify any resources, visuals, or assignments you will need to prepare and use during this portion of the session.



Step 4: Plan activities to _____.

Consider the same process for this step as you did in Step 3.

- Identify appropriate teaching opportunities to help your learners read, reflect on, and determine ways to examine the Bible passage. Consider ways you could change or adapt these ideas during the session.
- Identify resources, visuals, assignments you would need to lead these activities, and determine transitions you will need to make as you plan to lead this portion of the session.
- Divide the passage into segments that help organize the thoughts and need for the Truth. Ordinarily, the lesson is divided into segments or outline points based on the passage.
- Plan to engage learners in at least one activity to help them investigate the truth as it is in each segment. Record each learning activity and any resources needed on your teaching plan.



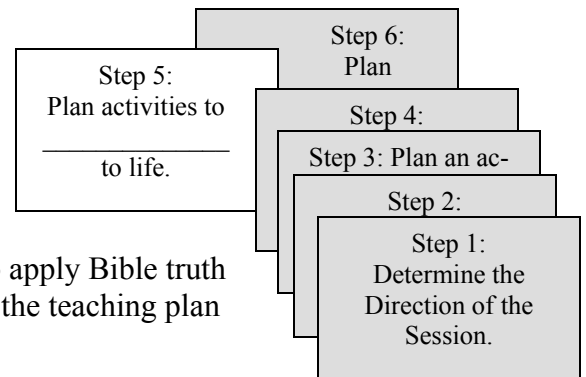
Step 5: Plan activities to _____ to life.

Follow the same suggestions identified in Steps 3 and 4 as they relate to teaching suggestions for “Apply Bible Truth.”

Carefully consider options you might choose if there were enough time to complete each of these teaching suggestions during the session.

Also consider options you would take in leading members to apply Bible truth to life if time is limited and you cannot complete all parts of the teaching plan during the session.

Many teachers will use projects and assignments during the class session to make application of the Scriptures and the lesson to members’ lives. Other teachers contact participants during the week and suggest, discuss, or demonstrate ways to apply the truths learned during the session.



Step 6: Plan for _____.

Do not let the learning experience end with the end of the formal session. You will certainly want to bring the session to a meaningful conclusion. Summarize, clarify, challenge, and debrief with participants.

One of the teacher's objectives is to whet the appetites of learners during the Bible study session so they will want to continue learning during the week. As you continue to identify learning needs and life situations of the members, you will find more ways to follow up on the lessons introduced during the session. Think of ways you could lead learners to continue learning during the week. This could include assignments of some sort, but there are many ways to impact the learners creatively. Make a list of ways to encourage further learning throughout the week. Begin with the following suggestions:

What activity or experience will engage participants in continuing learning and anticipating future Bible study experiences?

- Identify actions to take to continue or enhance learning experiences.
- Identify actions to take to prepare for the next Bible learning experience.
- Reread the Bible passage and identify key actions mentioned.
- Write specific actions you will commit to do during the coming week.
- Identify a ministry or missions action.
- Contact at least one member or prospect and share something you learned as a result of the study.
- Accomplish the assignments for the upcoming lesson in the learner guide.
- Pray with the teacher or member regarding specific commitments made during the session.

